



Android™
Mobile App
Instructions

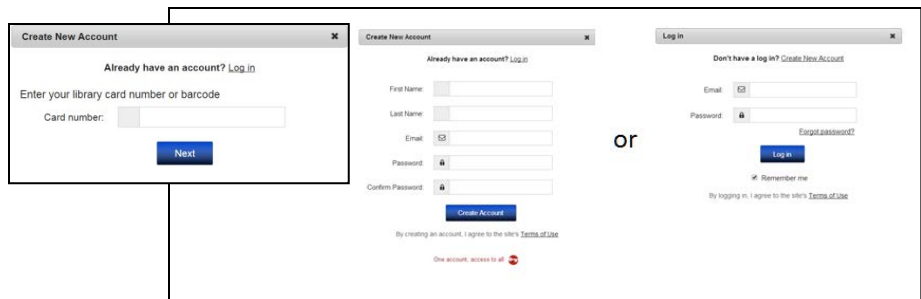
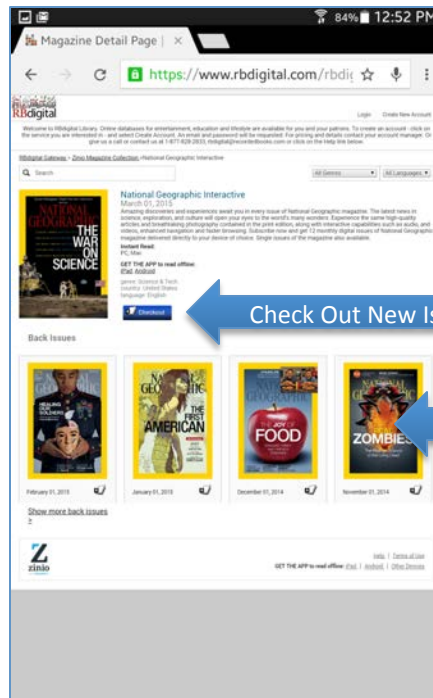
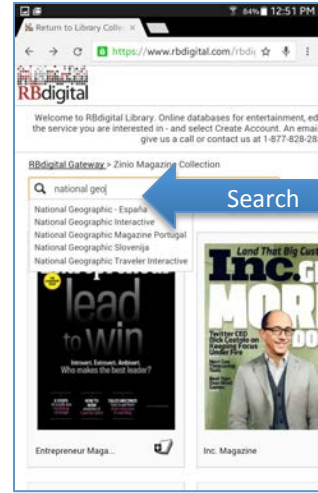
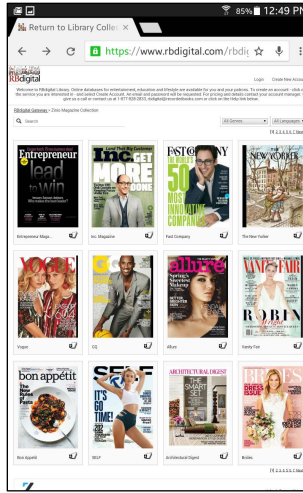


Single Account – Browse – Check Out – Read – Download – Keep

Browse—Check Out

Browse Collection. *ALL browsing and checkouts on Android devices occur in your online browser.

- BROWSE** magazines to add to your personal Zinio for Libraries viewer account.
- SEARCH** by genre, title, alphabet or keyword.
- CLICK ON CURRENT COVER** to view magazine details for current or back issues (as available).
 - Check out the newest issue or back issues.
 - Enjoy unlimited checkouts.
 - Opt-in to be notified by email when new issues are added to your magazine collection.
- CHECK OUT AND LOG IN** — Click the Checkout button and either Create New Account or Log In. (Note: a library collection account is required to check out and keep magazines as long as you wish.)

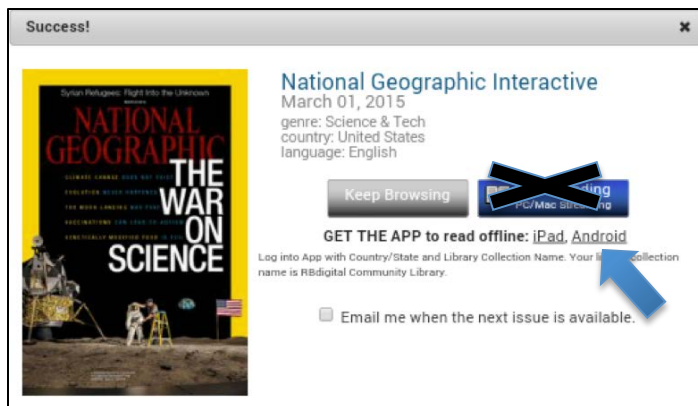


Android—Read Offline Through App




Success! Keep Browsing or GET THE APP.

1. **KEEP BROWSING** to select additional magazines to add to your personal reading collection.
2. **GET THE APP** — download the app by clicking on the Android app link.
3. **INSTALL APP** in Google Play Store.

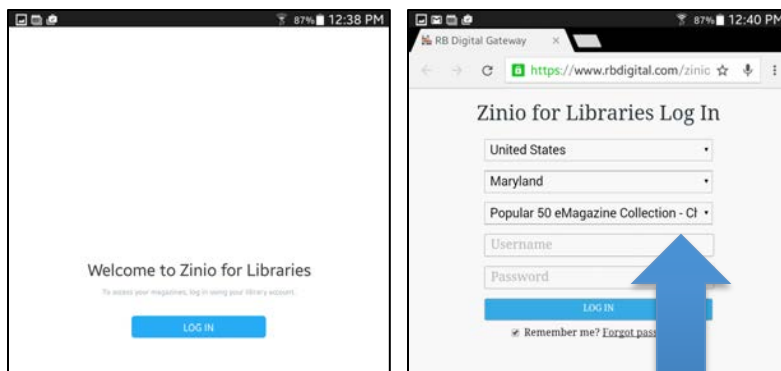


Install the App and Log In

1. **INSTALL THE APP** — Click the direct link from the Checkout screen or search “Zinio for Libraries” in the Google Play Store.
2. **ACTIVATE AND LOG IN THE APP** — Log in with library collection credentials:
 1. Country
 2. State/province
 3. Library collection name
NOTE: The library collection name may be different from your local branch name.
 4. Username (email)
 5. Password



NOTE: the library collection name is the name of your overall Zinio for Libraries collection (i.e., “Popular 50 eMagazine Collection”). The name of your collection is listed on your magazine checkout page and in the header of your collection.



Log in with:

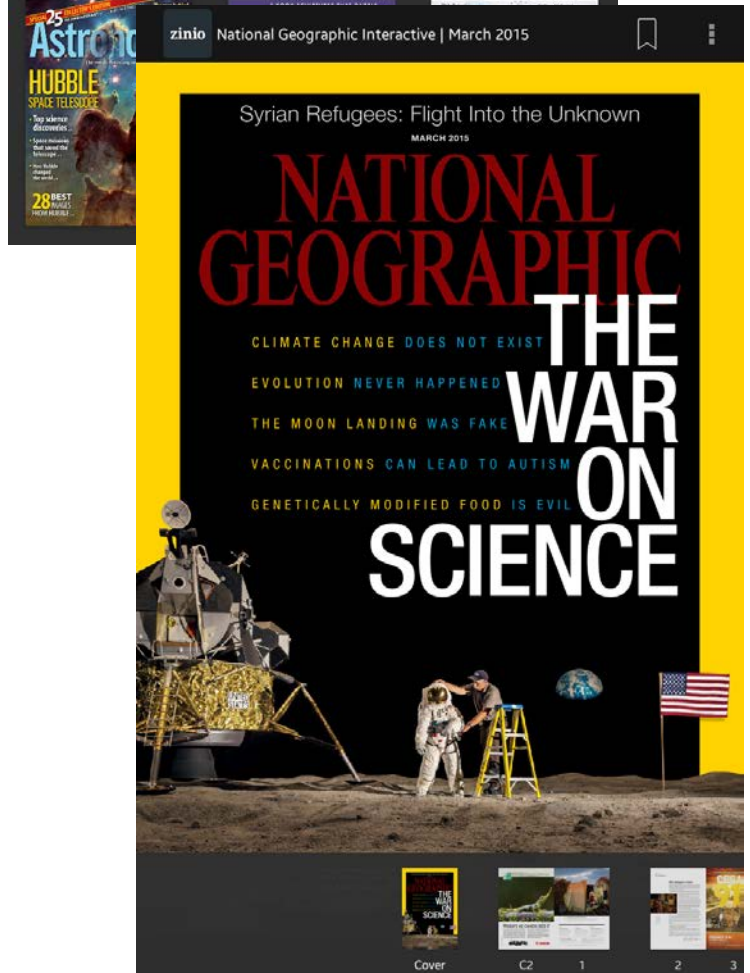
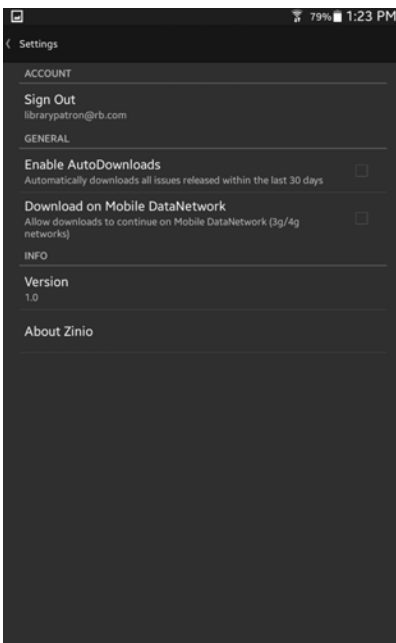
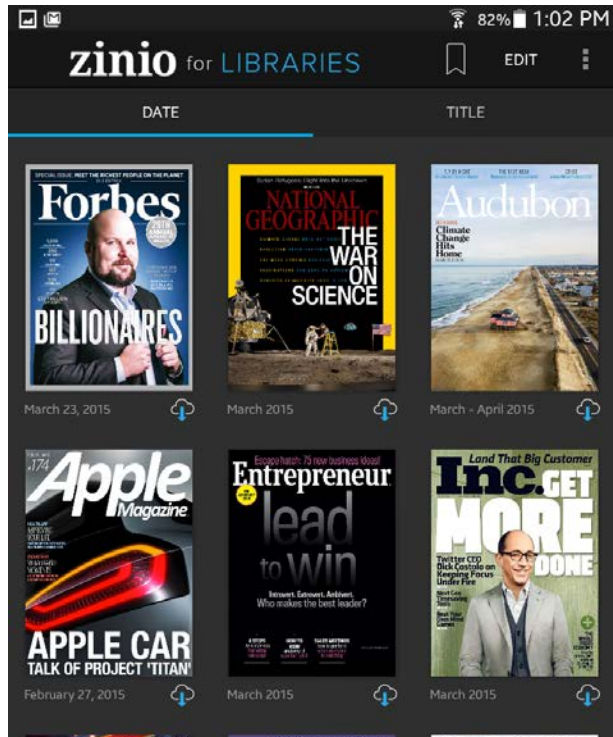
- Country
- State
- Collection name (the name might not be your local branch name)
- Email
- Password

Manage Checked-Out Magazines



My Magazine Collection

- 1. MANAGE YOUR MAGAZINES** — All magazines checked out to your username (email) will be available for download and reading in your Android app.
 - a. Select the magazine download.
 - b. Once downloaded the magazine may be read offline.
- 2. Find your magazines by date or title.**
 - a. Edit collection by deleting downloaded issue data. The magazine will remain in your collection for downloading again at a later date.
 - b. Update settings to auto-download all issues (this may quickly fill up the data storage in your device, as issues range from 50 to 300 MB per issue).



Reading Options



Read full graphic pages

1. Read page by page.
2. Tap Header to go to menu:
 - a. Overview
 - b. Table of contents
 - c. Bookmarks

Read full text pages

1. Read articles in TEXT format by selecting option from header or in footer.
2. Adjust font size.
3. Email the article to a friend or wireless printer.

Edit Collection

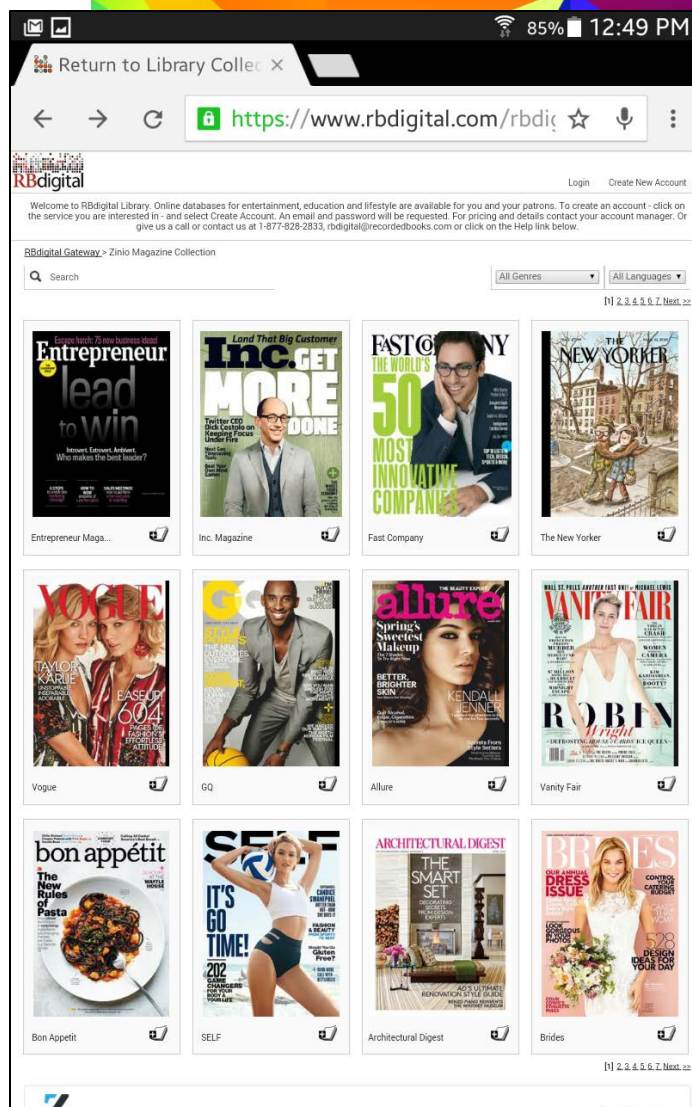
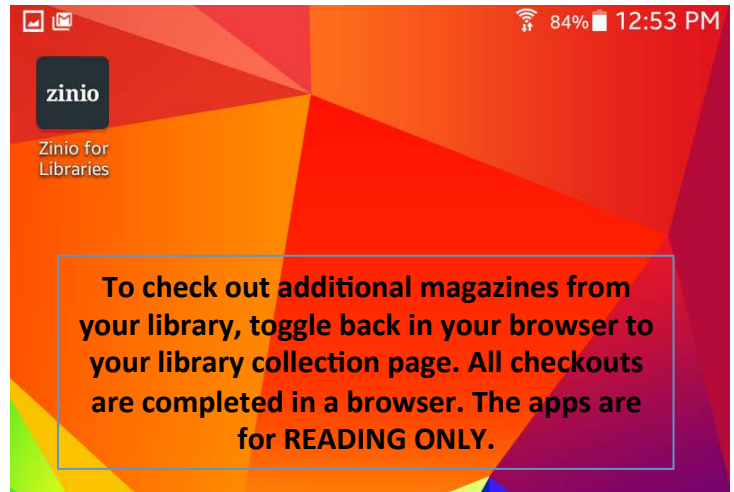
1. Edit collection by deleting data from the issue (select the Edit option in header).
2. Data will be deleted. The issue will remain in your collection but not use any data storage.
3. Download again to read as needed.

The screenshot displays the 'EXPLORE Wild Things' app interface. The top section features the word 'EXPLORE' in large white letters, with 'Wild Things' and a small logo below it. The background is a collage of various fish species. Below the title, there is a section titled 'Saving Stream Fish' by Patricia Edmonds. The article text is visible, discussing the conservation of small native fish in the southeastern U.S. The interface includes a 'TEXT' button at the bottom of the article preview. At the top right of the article preview, there is a header with 'zinio National Geographic Interactive | March 2015' and navigation icons. At the bottom of the article preview, there is a list of 15 fish species names and a photo credit: 'PHOTOS: JILL SANTORO'.

Check Out Additional Magazines

All checkouts are completed in your Android browser.

1. Minimize Android app by clicking your home button on your device.
2. Your App icon will appear in your dashboard.
3. Select your browser (Chrome is the most common browser for Android devices).
4. Return to your library collection and check out additional magazines.
5. Checked-out magazines will automatically synchronize with your Android app.
6. Return to your app to download and read your magazines.



Need additional help? Ask at your reference desk or click on the HELP link on your library collection page. Thank you for enjoying Zinio for Libraries!



Settings



Chrome

